


Digital Literacy & Citizenship

A free scheme of learning available at www.swgfl.org.uk/digitalliteracy




Age Category	Common Sense Media Lesson	Resources	Curriculum Opportunities
<p>Year 7</p> <div data-bbox="103 443 320 539" style="border: 1px solid black; border-radius: 10px; padding: 5px; display: inline-block;">  Self Image & Identity </div>	<p>Lesson 1</p> <p><u>Digital Life 101</u></p> <p>Students are introduced to the 24/7, social nature of digital media and technologies, and gain basic vocabulary and knowledge for discussing the media landscape.</p>	<p>Cybersmart - A Balanced Approach to Using technology Resources and lesson plans</p> <p>Childnet - Digital Values Digital Citizenship resources and lesson plans</p> <p>Common Sense Media – Digital Life – our kids’ connected culture Information sheet</p> <p>UKSIC – Safer Internet Day</p> <p>Internet Matters – internetmatters.org – information for parents (provided by the main UK ISPs) Further lesson idea: Create an app or an online quiz/game using students own set of quiz questions related to digital life or use the questions from Got Media Smarts? Quiz Handout</p>	<p>ICT: Developing Ideas -solve problems by developing, exploring and structuring information, and deriving new information for a particular purpose.</p> <p>Apply ICT to real-world situations when solving problems and carrying out a range of tasks and enquiries</p> <p>Idea: Create an app or an online quiz/game using students own set of quiz questions related to digital life or use the questions from Got Media Smarts? Quiz Handout</p>

Digital Literacy & Citizenship

A free scheme of learning available at www.swgfl.org.uk/digitalliteracy




Age Category	Common Sense Media Lesson	Resources	Curriculum Opportunities
<p>Year 7</p> 	<p>Lesson 2</p> <p><u>Strategic Searching</u></p> <p>Students learn that to conduct effective and efficient online searches, they must use a variety of searching strategies rather than relying on a single source.</p>	<p>Cybersmart - Appropriate Online Content - Resources and lesson plans</p> <p>Kidsmart - Safe Searching resource and advice about safe searching</p> <p>Mediasmarts - Authenticating Information Canadian resource / information guiding students as they go online for school assignments</p> <p>Common Sense Media Library Resource - Crawling the Web (Resources and lesson plans from previous version of Digital Literacy Curriculum)</p> <p>BBC Webwise- Using the web Information for students on searching</p> <p>SWGfL - Swiggle – safe search engine</p> <p>Further lesson idea: Produce online Trivia Quiz, to be published on school website, or school blog, with a guide alongside to good searching, to help users find answers quickly. The guide pupils produce should be based on the knowledge learned from the unit.</p>	<p>ICT: Finding information - Pupils should be able to: a. consider systematically the information needed to solve a problem, complete a task or answer a question, and explore how it will be used</p> <p>Literacy: consider what the reader needs to know and include relevant details adapt style and language appropriately for a range of forms, purposes and readers</p> <p>Idea: Produce online Trivia Quiz, to be published on school website, or school blog, with a guide alongside to good searching, to help users find answers quickly. The guide pupils produce should be based on the knowledge learned from the unit.</p> <p>Set trivia questions based on school learning, topics and current music. Use variety of media links for the answers. Pupils could use simple PowerPoint with hyperlinks, or create using wikis or blogs, with hyperlinks to correct pages and answers.</p>

Digital Literacy & Citizenship

A free scheme of learning available at www.swgfl.org.uk/digitalliteracy



Age Category	Common Sense Media Lesson	Resources	Curriculum Opportunities
<p>Year 7</p> 	<p>Lesson 3</p> <p><u>Scams & Schemes</u></p> <p>Students learn strategies for guarding against identity theft and scams that try to access their private information online.</p>	<p>Netsafe - Netbasics Animation about online activity</p> <p>Cybersmart - Budd:e Resources about scams and phishing</p> <p>Google – Identify Tricks & Scams Online Resources and lesson plans</p> <p>Know the Net - Scams and how to beat them Information about scams and an online test Think you can spot a scam?</p> <p>Open College Australia – Cyber Safety - Identity Theft Information for students</p> <p>Information Commissioner’s Office – Resources for Secondary Schools</p> <p>Childnet - Lower Secondary Resources</p> <p>BBC Horrible Histories – Guy wkes – Internet Privacy</p> <p>Further lesson idea: Work collaboratively as a group to write a Scams and Schemes Wikipedia identifying the common categories of online scams and their main features, students could also link out to appropriate research materials, media evidence of real life scams and schemes and supporting activities or games.</p>	<p>English: Structure and organise ideas: For non-linear and multimodal texts, it could include using links and hyperlinks or interactive content on websites Different kinds of evidence: This could include statistics, anecdote, visual material such as graphs, or quotations from authoritative sources.</p> <p>Idea: Work collaboratively as a group to write a Scams and Schemes Wikipedia identifying the common categories of online scams and their main features, students could also link out to appropriate research materials, media evidence of real life scams and schemes and supporting activities or games.</p>



Age Category	Common Sense Media Lesson	Resources	Curriculum Opportunities
<p>Year 7</p> <div data-bbox="103 480 322 576"> Cyberbullying </div> <div data-bbox="103 619 322 715"> Relationships & Communication </div>	<p>Lesson 4</p> <p>Cyberbullying Be Upstanding</p> <p>Students learn about the difference between being a passive bystander versus a brave upstander in cyberbullying situations.</p>	<p>Cybersmart - Tagged Resources and lesson plans</p> <p>Digizen - Let's fight it together Film and teacher resources about cyberbullying</p> <p>RespectMe - Scottish Anti-Bullying Service resources</p> <p>Common Sense Media – Stand-alone Cyberbullying Toolkit</p> <p>Childnet - Lower Secondary Resources Digital Citizenship resources and lesson plans</p> <p>Beat Bullying - How do we making bullying unacceptable? Lesson with practical group activities to investigate bullying and the effect it can have on others.</p> <p>TES Lesson Plans - The Present Takers A programme of lessons which encourages students to discuss, research and de-mystify bullying in an informed atmosphere.</p> <p>Further lesson idea: Create or further develop a cyberbullying story. Write a monologue script and using audio recording software create a powerful presentation piece. Share and review one another's work.</p>	<p>English: Develop ideas, themes, imagery, settings and/or characters when writing to imagine, explore and entertain. Speaking and listening - present information and points of view clearly and appropriately in different contexts, adapting talk for a range of purposes and audiences</p> <p>ICT: Communicating information - Use a range of ICT tools to present information in forms that are fit for purpose, meet audience needs and suit the content. Developing ideas - Bring together, draft and refine information, including through the combination of text, sound and image.</p> <p>Idea: Create or further develop a cyberbullying story. Write a monologue script and using audio recording software create a powerful presentation piece. Share and review one another's work.</p>

Digital Literacy & Citizenship

A free scheme of learning available at www.swgfl.org.uk/digitalliteracy



Age Category	Common Sense Media Lesson	Resources	Curriculum Opportunities
<p>Year 7</p> <div data-bbox="103 443 322 539"> </div> <div data-bbox="103 580 322 676"> </div>	<p>Lesson 5</p> <p><u>A Creator's Rights</u></p> <p>Students reflect on their responsibilities as creators and users of creative work.</p>	<p>Cybersmart - Ethical Use of Technology</p> <p>Childnet - Preventing Plagiarism Plagiarism and strategies to avoid it. Respecting Copyright Understand how to respect copyright online</p> <p>Business Software Alliance - Become Copy Smart B4UCopy – US student resources about copyright</p> <p>Open College Australia – Cyber Safety - Plagiarism Information about plagiarism</p> <p>Creative Commons – About Creative Commons</p>	<p>ICT: Capability - applying ICT learning in a range of contexts and in other areas of learning, work and life.</p> <p>Impact of Technology - exploring how ICT changes the way we live our lives and has significant social, ethical and cultural implications Recognising issues of risk, safety and responsibility surrounding the use of ICT.</p> <p>Idea: Using screen capture software, create a mash-up of related media content and post it for others to comment on. Creations should link to one of the four points of fair use.</p> <p>Use Camtasia or other screen-recording software, pupils record various examples of a topic, e.g. a sport, religion, current topic and merge to create an original film. Pupils can choose music to fit the overall theme, or mash songs together using transitions or music editing software. Finished films could be uploaded to blog sites or Youtube and gather comments from other users.</p>